


# THUNDER HIGHBAY



INPUT **100-240V**

CRI **> 70**

Life **75000 h**

IP **65**

## Features

- Die cast Aluminum housing with PC lens.
- Cover gasket- Hypalon synthetic rubber.
- Special powder coated ECTFE finish available for robust environment.
- Large size, light weight body provides excellent heat dissipation.
- Built-in upto 6kV surge protection.
- 130lm/W SMD 3030 LED chip standard, 160lm/W high efficiency option available upon request.
- IP65 & IK08 double protection.
- Loop hanging / ceiling mounted options.
- 30° / 120° symetric beam angles.
- Operating temperature -30° to 55°C.


## Applications

- Industrial facilities
- Manufacturing facilities
- Metallurgical industries
- Textile Industries
- Refineries
- Tanneries
- Warehouses
- School and university gymnasiums
- Municipal facilities like community centers recreation centers, exhibition halls
- Commercial applications like departmental stores and shopping malls.


CODE	WATTS (W)	INPUT VOLTAGE	POWER FACTOR	COLOR TEMPERATURE	LUMENS (lm) @5000K (130lm/W)	LUMENS (lm) @5000K (160lm/W)	DIMENSIONS (mm)
CLS-TH-100W	100	100-240 VAC	>0.9	4000K / 5000K / 6000K	13000	16000	Ø251 X 174
CLS-TH-120W	120				15600	19200	Ø251 X 174
CLS-TH-150W	150				19500	24000	Ø271 X 182
CLS-TH-200W	200				26000	32000	Ø340 X 184
CLS-TH-240W	240				33600	38400	Ø340 X 184

## Mounting Options

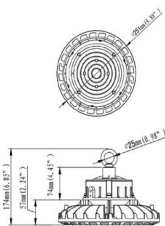
Loop Hanging



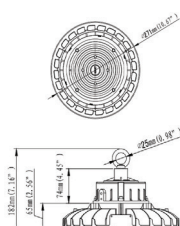
Ceiling Mounting



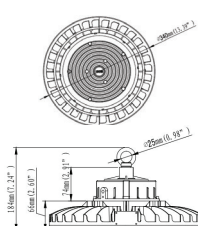
## Dimensions



(Nt wt: 2.2kg)



(Nt wt: 2.5kg)



(Nt wt: 3.8kg)

## Accessories



PC Lens



Safety Chain



PC Reflector



± 45 Deg Bracket



Aluminum Reflector