

## WP7-12(28W) 12Volt 28W

### Specifications

**Nominal Voltage(V)** 12V

#### Nominal Capacity

20 hour rate	(0.35A to 10.50V)	7Ah
10 hour rate	(0.665A to 10.50V)	6.65Ah
5 hour rate	(1.19A to 10.20V)	5.95Ah
1 C	(7A to 9.60V)	4.43Ah
3 C	(21A to 9.60V)	2.8Ah
15 min rate	(168W to 9.60V)	42Wh

**Weight** Approx. 2.2kg(4.84Lbs.)

**Internal Resistance (at 1KHz)** Approx. 19 mΩ

#### Maximum Discharge Current for

**5 seconds:** 105A

#### Charging Methods at 25 (77 )

##### Cycle use:

**Charging Voltage** 14.4 to 15.0V

**Coefficient** -5.0mV/ /cell

**Maximum Charging Current :** 2.1A

##### Standby use:

**Float Charging Voltage** 13.5 to 13.8V

**Coefficient** -3.0mV/ /cell

#### Operating Temperature Range

**Charge** -15 (5 ) to 40 (104 )

**Discharge** -15 (5 ) to 50 (122 )

**Storage** -15 (5 ) to 40 (104 )

#### Charge Retention (shelf life) at 20 (68 )

**1 month** 92%

**3 month** 90%

**6 month** 80%

**Case Material** ABS UL94 HB

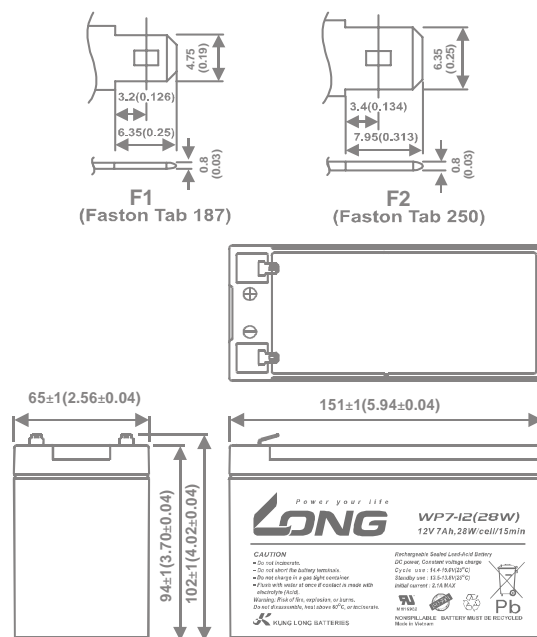
Option: Flammability resistance of (UL94 V-0)

**Terminal** F1 or F2 (Faston Tab 187 or 250)

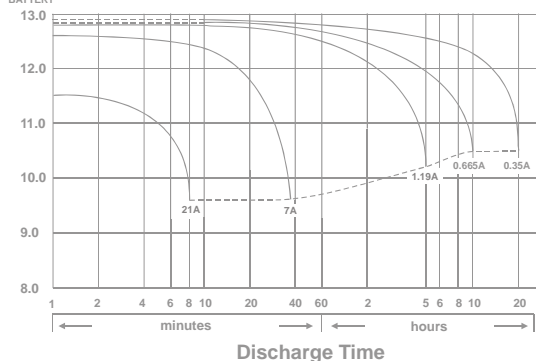


### Dimensions

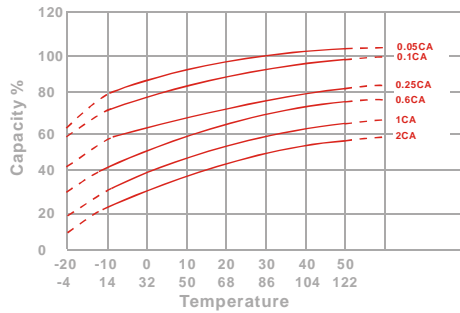
mm(inch)



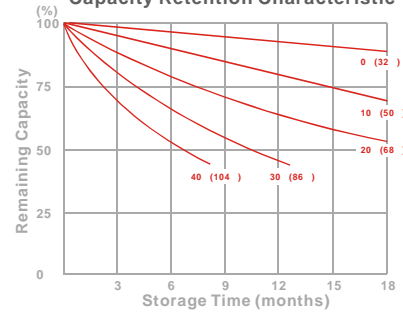
(V) FOR 12V BATTERY Discharge Time VS. Discharge Current (25 )



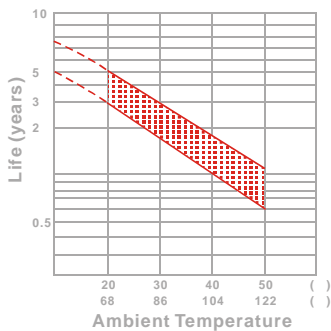
Effect of Temperature on Capacity 25 (77 )



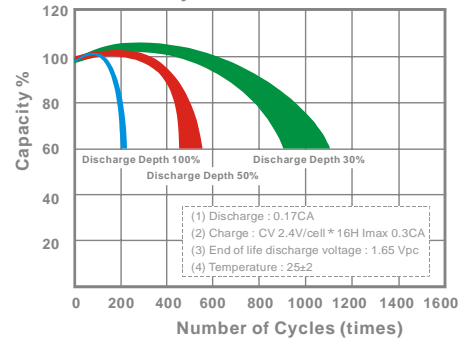
Capacity Retention Characteristic



Trickle (or float) Service Life



Cycle Service Life



## - PERFORMANCE DATA

### Discharge Rates in Watts to Various End Voltages at 25 (77 )

End Voltage		1.85V	1.80V	1.75V	1.70V	1.67V	1.65V	1.60V
Time								
5	min	43.8	47.0	49.0	51.0	51.8	52.8	54.3
10	min	30.0	31.8	33.2	34.3	34.8	35.5	36.5
15	min	24.0	25.2	25.8	26.5	26.8	27.3	28.0
30	min	12.1	12.9	13.6	14.1	14.3	14.4	14.6
60	min	7.70	8.38	8.63	8.87	8.97	9.08	9.23
120	min	4.10	4.52	4.72	4.92	4.98	5.07	5.20
180	min	3.08	3.32	3.48	3.62	3.67	3.72	3.80
240	min	2.85	2.93	3.00	3.05	3.07	3.10	3.15
300	min	2.47	2.53	2.58	2.62	2.63	2.65	2.68
600	min	1.36	1.40	1.42	1.43	1.44	1.44	1.45
1200	min	0.690	0.705	0.718	0.728	0.732	0.737	0.743

### - Discharge Rates in Amperes to Various End Voltages at 25 (77 )

End Voltage		1.85V	1.80V	1.75V	1.70V	1.67V	1.65V	1.60V
Time								
5	min	23.1	26.2	27.8	29.1	29.6	30.5	31.7
10	min	16.1	17.3	18.1	18.6	18.9	19.2	19.8
15	min	12.6	13.1	13.5	13.8	14.0	14.1	14.3
30	min	6.54	7.05	7.28	7.47	7.56	7.68	7.85
60	min	4.02	4.25	4.41	4.52	4.58	4.63	4.71
120	min	2.26	2.38	2.45	2.49	2.51	2.54	2.57
180	min	1.65	1.74	1.79	1.82	1.83	1.85	1.88
240	min	1.35	1.40	1.44	1.47	1.49	1.51	1.53
300	min	1.10	1.16	1.21	1.25	1.27	1.28	1.29
600	min	0.667	0.675	0.682	0.687	0.690	0.694	0.698
1200	min	0.339	0.346	0.350	0.353	0.355	0.357	0.359

All data on the spec. sheet is an average value:

The tolerance range : X<6min(+15%~-15%), 6min X<10min(+12%~-12%), 10min X < 60min(+8%~-8%), X > 60min(+5%~-5%)

211016-1B